


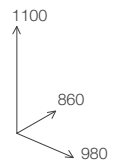




-  Standard core temperature probe
-  Side-hinged door with hermetic closure
-  Direct steam injection



G|PRO 7 DIGITAL GAS

Max 7 grids 1/1 GN 530 x 325 mm

Distance between grids 70 mm
2 grids 1/1 GN included
2 motors with reverse system
Temperature 0-280 °C

Digital timer 0-10 h
2 water drop trays
Cooling fan in the electronics area
Powered steam chimney vent
20 programs (6 cycles each program)

Electric power	300 W
Rated heat output	14.000 W
Voltage	230 V ~ 1N ↓
Frequency	50 Hz
Weight	100 kg
Dimensions (W x D x H)	980 x 860 x 1100 mm
Wheelbase feet (W x D)	530 x 325 mm

MADE IN
ITALY