

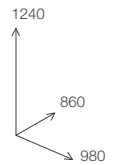




-  Side-hinged door with hermetic closure
-  Direct steam injection



G|PRO 12 MECHANICAL GAS

Max 12 grids 1/1 GN 530 x 325 mm

Distance between grids 70 mm
2 grids 1/1 GN included
3 motors with reverse system
Temperature 0-280 °C

Mechanical timer 0-60 min
2 water drop trays
Cooling fan in the electronics area
Powered steam chimney vent

Electric power	750 W
Rated heat output	17.000 W
Voltage	230 V ~ 1N ⚡
Frequency	50 Hz
Weight	120 kg
Dimensions (W x D x H)	980 x 860 x 1240 mm
Wheelbase feet (W x D)	530 x 325 mm

MADE IN
ITALY